

**PAYIR TRUST**

**PAYIR OFFICE, THENUR VILLAGE, Via T.KALATHUR, ALATHUR (TK), PERAMBALUR (DT)**

**BALANCE SHEET AS ON 31.3.2024**

LIABILITIES	SCH NO	Rs	ASSETS	SCH NO	Rs
<b>Trust Fund</b>			Fixed Assets	1	2,32,21,767.17
Opening Balance		2,19,12,954.63			
<b>Add:</b>			Deposits	2	75,00,000.00
Excess of Income over Expenditure		93,62,542.72			
		<u>3,12,75,497.35</u>	Loans and Advances	3	10,000.00
Corpus Fund		2,36,100.00	TDS		-
Loans		2,50,000.00			
PF Payable		1,12,136.00			
TDS Payable		17,360.00			
Salary Payable		15,976.00			
			Cash at Bank	4	11,75,302.18
		<u>3,19,07,069.35</u>			<u>3,19,07,069.35</u>

As per separate report of even date attached

For **KARUPPANCHETTY AND ASSOCIATES**

DATE : 24.09.2024  
PLACE : TRICHY



*Ar. Karuppan Chetty*  
Partner  
AR. KARUPPAN CHETTY  
CHARTERED ACCOUNTANT

For **PAYIR TRUST**

For **PAYIR TRUST/பயிர் டிரஸ்ட்**


For **PAYIR TRUST/பயிர் டிரஸ்ட்**

*Senthilkumar Gopalan*  
Managing Trustee

SENTHILKUMAR GOPALAN  
MANAGING TRUSTEE

*Sriram Thiagarajan*  
Treasurer

SRIRAM THIAGARAJAN  
TREASURER



**PAYIR TRUST**

PAYIR OFFICE, THENUR VILLAGE, Via T.KALATHUR, ALATHUR (TK), PERAMBALUR (DT)

**INCOME AND EXPENDITURE ACCOUNT FOR THE PERIOD 01.04.2023 TO 31.3.2024**

EXPENDITURE	Rs.	INCOME	Rs.
To Education Initiatives	31,25,922.92	By Govt. Grants - SSA RSTC	5,32,560.00
" Environment Initiatives	2,84,822.00	" CSR	32,49,751.00
" Residential Children Initiatives	9,60,583.70	" Grant Agencies	6,86,824.70
" Health Initiatives	32,95,387.03	" Well-being center Income	1,65,576.00
" Livelihood Expenses	6,20,161.51	" Voluntary Contribution	1,45,43,041.43
" Repairs & Maintenance - Building	31,665.00	" Bank Interest	49,236.00
" Repairs & Maintenance - Plant & Machinery	11,100.00	" FD Interest	1,02,587.00
" Repairs & Maintenance - Vehicle	24,725.00	" Travel Refunds	3,164.89
" EB charges	81,032.49		
" Festival Expenses	1,28,514.00		
" General & Admin Expenses	2,18,577.25		
" Legal & Professional charges	5,234.00		
" Rent	24,000.00		
" Staff & Guest Welfare	64,549.31		
" Bank Charges	561.94		
" EPF Admin Charges	16,881.00		
" Penalty & Interest	9,664.00		
" Taxes	4,670.00		
" Written Off Assets	3,500.00		
" Depreciation	10,58,647.15		
<b>Excess of Income Over Expenditure</b>	<b>93,62,542.72</b>		
	<b>1,93,32,741.02</b>		<b>1,93,32,741.02</b>

As per separate report of even date attached

DATE : 24.09.2024

PLACE : TRICHY

For PAYIR TRUST/விடுதி நிர்வாகம்

*Senthil Kumar*  
**Managing Trustee**  
 SENTHILKUMAR GOPALAN  
 MANAGING TRUSTEE



For PAYIR TRUST

For KARUPPANCHETTY AND ASSOCIATES

*AR. Karuppan Chetty*  
 AR. KARUPPAN CHETTY  
 CHARTERED ACCOUNTANT

Partner

For PAYIR TRUST/விடுதி நிர்வாகம்

*Sriram Thiagarajan*  
 SRIRAM THIAGARAJAN  
 TREASURER



**PAYIR TRUST - LOCAL ACCOUNT**

PAYIR OFFICE, THENUR VILLAGE, Via T.KALATHUR, ALATHUR (TK), PERAMBALUR (DT)

**RECEIPTS AND PAYMENTS FOR THE PERIOD 01.04.2023 TO 31.03.2024**

RECEIPTS		PAYMENTS	
	Rs.		Rs.
<b>To Opening Balance</b>		<b>By Capital Expenditure</b>	
Cash in Hand	-	Computer & Data processing	17,000.00
Cash at Bank - LVB	73,747.10	Furniture & Fittings	15,990.00
Cash at Bank - SBI	60,017.31	Building - Aarvam	89,41,666.60
<b>To Revenue Income</b>		Building - Study Center	8,18,229.00
CSR	32,49,751.00	<b>By Deposit &amp; Advances</b>	
Grant from Agencies	6,86,824.70	FD	25,00,000.00
Individual Donations	1,42,93,041.43	<b>By Object Expenditure</b>	
Govt. Grants - SSA RSTC	5,32,560.00	Environment Initiatives	2,84,822.00
Well-being center Income	1,65,576.00	Education Initiatives	31,15,242.92
Bank Interest	49,236.00	Residential Children Initiatives	9,60,583.70
FD Interest	1,02,587.00	Health Initiatives	29,63,091.03
Refunds & Cancellations	3,164.89	Livelihood Initiatives	6,20,161.51
<b>To Current Assets</b>		<b>By Payable</b>	
Staff Advances	49,009.00	TDS Payable	14,142.00
Staff imprest	40,000.00	PF- Payable	3,23,686.00
<b>To Capital Receipt</b>		<b>By Revenue Expenditure</b>	
FD	30,00,000.00	Rent	24,000.00
<b>To Payable</b>		Bank Charges	561.94
Loan Payable	59,640.00	Staff & Guest Welfare	64,549.31
		EPF Admin Charges	12,385.00
		EB Charges	81,032.49
		Festival Expenses	1,28,514.00
		General & Admin Expenses	2,17,137.25
		Legal & Professional	5,234.00
		PF Late-Fee	9,664.00
		<b>Repairs and Maintenance:</b>	
		Repairs and Maintenance-Building	31,665.00
		Repairs/Maintenance -P&M	11,100.00
		Taxes	4,670.00
		Vehicle Maintenance, Insurance, Tax	24,725.00
		<b>By Closing Balance</b>	
		Cash in Hand	-
		Cash at Bank - LVB	-
		Cash at Bank - SBI	11,75,302.18

2,23,65,154.93

2,23,65,154.93

As per separate report of even date attached  
NOTE: FD Pre-closure charges excluded from FD receipts.




For KARUPPANCHETTY AND ASSOC.

AR. KARUPPAN CHETTY  
CHARTERED ACCOUNTANT  
Partner

DATE : 24.09.2024  
PLACE : TRICHY  
For PAYIR TRUST/  
MANGILKUMAR GOPALAN  
MANAGING TRUSTEE


For PAYIR TRUST

For PAYIR TRUST/  
SRIRAM THIAGARAJAN  
TREASURER




**FIXED ASSETS as on 31.03.2024**

Particulars	OP BAL AS ON 01.04.2023	Additions	Deletions	CL BAL AS ON 31.03.2024	RATE	DEPRECIATION	Closing Balance
Bore-Well	2,46,823.08		-	2,46,823.08	10%	24,682.31	2,22,140.78
Toilet Building	-	2,31,544.08	-	2,31,544.08	10%	23,154.41	2,08,389.67
Mobile Phone	8,688.00	-	-	8,688.00	40%	3,475.20	5,212.80
Audio Visual Equipment	10,076.80	-	-	10,076.80	40%	4,030.72	6,046.08
1 HP Motor	5,661.85	-	-	5,661.85	15%	849.28	4,812.57
Concrete Mixer	1,53,000.00	-	-	1,53,000.00	15%	22,950.00	1,30,050.00
Tools	19,513.45	-	-	19,513.45	15%	2,927.02	16,586.43
Building	57,51,995.90	-	-	57,51,995.90	10%	5,75,199.59	51,76,796.31
Water Tank	51,686.25	-	-	51,686.25	10%	5,168.62	46,517.62
Electricals & Fittings	2,00,650.01	-	-	2,00,650.01	10%	20,065.00	1,80,585.01
Lightning Arrestor	23,309.26	-	-	23,309.26	10%	2,330.93	20,978.34
Solar Electrification	8,12,970.89	-	-	8,12,970.89	10%	81,297.09	7,31,673.80
Solar Pump	1,18,360.44	-	-	1,18,360.44	10%	11,836.04	1,06,524.40
UPS System	2,332.80	-	-	2,332.80	40%	933.12	1,399.68
Fire Extinguisher	6,429.78	-	-	6,429.78	10%	642.98	5,786.80
Furniture	1,11,412.07	-	-	1,11,412.07	10%	11,141.21	1,00,270.87
Pipeline Fittings	34,705.72	-	-	34,705.72	10%	3,470.57	31,235.15
Steel Almirah	98,519.54	-	-	98,519.54	10%	9,851.95	88,667.58
Land	3,75,522.00	-	-	3,75,522.00	0%	-	3,75,522.00
Camera	259.20	-	-	259.20	40%	103.68	155.52
Canon - Xerox Printer	1,944.00	-	-	1,944.00	40%	777.60	1,166.40
Tally Software	-	17,000.00	-	17,000.00	40%	6,800.00	10,200.00
TV	1,380.11	-	-	1,380.11	40%	552.04	828.07
Bio Gas	3,807.51	-	-	3,807.51	15%	571.13	3,236.39
Flour Mill	14,616.18	-	-	14,616.18	15%	2,192.43	12,423.75
Hemochromax Plus with Lancing Device	13,217.20	-	-	13,217.20	15%	1,982.58	11,234.62
Mixer-Grinder	25,561.18	-	-	25,561.18	15%	3,834.18	21,727.00
Overlock Machine	7,916.22	-	-	7,916.22	15%	1,187.43	6,728.79
Pounding Machine	61,661.99	-	-	61,661.99	15%	9,249.30	52,412.69
Refrigerator	4,123.85	-	-	4,123.85	15%	618.58	3,505.27
Sautiner Model PS	1,30,707.75	-	-	1,30,707.75	15%	19,606.16	1,11,101.59
Utensils	1,15,654.98	-	-	1,15,654.98	15%	17,348.25	98,306.74
Weighing Machine	6,893.47	-	-	6,893.47	15%	1,034.02	5,859.45
Cycle	20,176.85	-	-	20,176.85	15%	3,026.53	17,150.32
Electric Bike	18,792.23	-	-	18,792.23	15%	2,818.83	15,973.39
Tata Ace - Mini Van	84,043.01	-	-	84,043.01	15%	12,606.45	71,436.56
Washing Machine	8,446.75	15,990.00	-	24,436.75	15%	3,665.51	20,771.24
Study Centre	8,48,435.16	8,18,229.00	-	16,66,664.16	10%	1,66,666.42	14,99,997.74
Phase I -WIP	48,19,769.16	89,78,586.60	-	1,37,98,355.76	0%	-	1,37,98,355.76
<b>Total</b>	<b>1,42,19,064.64</b>	<b>1,00,61,349.68</b>	<b>-</b>	<b>2,42,80,414.32</b>		<b>10,58,647.15</b>	<b>2,32,21,767.17</b>



*[Handwritten Signature]*



*[Handwritten Signature]*

*[Handwritten Signature]*